

\*1: PHOSPHOR BRONZE  
 \*2: OXYGEN-FREE COPPER

**RoHS Compliant** [Cd ≤75ppm]  
 REMARKS BRASS: Cd ≤75ppm  
 PHOSPHOR BRONZE: Pb <4wt%

11	COAXIAL LIGHTNING ARRESTER	--	1	--														
10	SCREW	BRASS	1	Ni	CROSS-RECESSED SCREW WITH SPRING WASHER M4 L=5	14	BUSHING	BRASS	1	Ni								
9	BODY J	BRASS	1	Ni		13	CENTER PIN J	*1	1	Au								
8	O-RING	SILICONE	1	--		12	ROUND TERMINAL	*2	1	Sn								CRIMP TERMINAL R2-4(AWG16~14)
7	BODY P	BRASS	1	Ni														
6	HOLDING RING	*1	1	--														
5	INSULATOR	PTFE	2	--														
4	GASKET	SILICONE	1	--														
3	OUTER CONTACT	BRASS	1	Ni														
2	CENTER PIN P	BRASS	1	Au														
1	COUPLING NUT	BRASS	1	Ni														
NO.	DESCRIPTION	MATERIAL	Q'TY	FINISH	REMARK	DATE	2022.08.25	PROJECTION							DRAWING NO. X-0595927			

# PRODUCT SPECIFICATION

Part number: N-SA-JP-SP

No. 0592419

Drawing number: X-0595927

Nominal 1 Standard

JIS C 5411

2 Frequency range

6GHz

3 Surge Protector type

Gas discharge tube

4 Impedance





50 Ω



株式会社 トーコネ  
TO-CONNE CO., LTD.

	Test Items	Procedures/Test Method	Requirements
1 S T R U C T U R E	Design and Construction	Specified on relevant product drawing (Drawing number: X-0595927)	No defects or abnormalities
	Materials		
	Finish		
4	Insulation Resistance	DC 100V	100 MΩ (Min.)
5 E L E C T R I C A L	V.S.W.R	DC~4GHz	1.3(Max.)
		4~6GHz	1.35(Max.)
6	Insertion Loss	DC~6GHz	0.6dB(Max.)
7	DC Discharge Inception Voltage	Electrical discharge: apply 100V/Sec at 150V min.	No defects or abnormalities
8	Impulse Discharge Inception Voltage	Electrical discharge: apply 1kV/μS at 800V max.	No defects or abnormalities
9	Impulse Current Withstand Capability	(8/20)μS , 10kA , one time	No defects or abnormalities
10 M E C H A N I C A L	Compatibility	Mating with connector complying with the standard	No defects or abnormalities
11	Engagement force	When axial tensile force of 250N is applied	Coupling and threads should have no abnormalities
12	Retention force of socket centre contact	1.0N (min) retained with a standard test gauge	No defects or abnormalities
13 E N V I R O N M E N T A L	Temperature Cycle	-40°C±3°C , +85°C±2°C , transition time 2 to 3 minutes, 5 cycles , stored time 30 minutes	Insulation resistance should meet the requirements listed in test item no. 4
	Waterproof	IPX7 (in the mated condition)	No water ingress inside the connector
	Corrosion resistance	Neutral 5% salt water performed for 48 hours	There shall be no serious corrosion etc. on the appearance. Should be able to mate/unmate.

	REVISIONS	DATE
1		
2		

Confirmation	Approved	Checked	Prepared
			

GKQM-7