

*1: TERNARY PLATING
 *2: PHOSPHOR BRONZE

RoHS Compliant [Cd ≤75ppm]
 REMARKS BRASS: Cd ≤75ppm
 PHOSPHOR BRONZE: Pb <4wt%

NO.	DESCRIPTION	MATERIAL	Q'TY	FINISH	REMARK	SCALE	DRAWN	INSPECTED	APPROVED	CHECKED	PART NUMBER
7						2/1	井	檜	山	三	7/16J-NP
6	GASKET	SILICONE	1	--			'24.04.25	'24.04.25	'24.04.25	'24.04.25	
5	COUPLING NUT	BRASS	1	*1			出	澤	本	村	
4	HOLDING RING	*2	1	--							
3	CENTER PIN	*2	1	Ag		UNIT					
2	INSULATOR	PTFE	1	--		mm					
1	BODY	BRASS	1	*1		DATE					
						2024.04.25	PROJECTION	株式会社 トーコンネ TO-CONNE CO., LTD.			DRAWING NO. Y-0674415

PRODUCT SPECIFICATIONS

Part No. 7/16J-NP

No. 0671635

DWG No. Y-0674415

Nominal 1 Standard

IEC 61169-4 (7/16)

IEC 61169-16 (N)

2 Voltage rating

1.0kV max. at 50Hz

3 Impedance

50Ω

4 [OPR]Temp-Range

-45°C ~ +85°C







株式会社

トコネ

TO-CONNE CO., LTD.

Test Items		Procedures/Test method	Requirements
DESIGN	1 Design & construction	Specified on relevant product drawing	No defects or abnormalities
	2 Materials	(DWG No. Y-0674415)	
	3 Finishes		
ELECTRICAL	4 Insulation Resistance	DC 500V	5.0GΩ (Min.)
	5 Withstanding voltage	AC 2.5kV at 50Hz	No defects or abnormalities
	6 Contact resistance	The method of which, the voltage drop of the contact duration should not exceed 1-kHz AC or 1mV DC	Inner 1.5mΩ (Max.) Outer 0.5mΩ (Max.)
	7 V. S. W. R	DC~6GHz	1.2 (Max.)
MECHANICAL	8 Compatibility	Connecting with a standard-compliant connector	No defects or abnormalities
	9 Connection nut tightening torque	4 ~ 6N · m (N)	No defects or abnormalities
	10 Durability	500 matings	No defects or abnormalities
	11 Tensile strength of coupling mechanism	At axial tensile force 500N (7/16) At axial tensile force 294N (N)	No defects or abnormalities
ENVIRONMENTAL	12 Waterproof	IP67	No water ingress inside the connector

	Remarks	Date
1		
2		
3		

Checked	Approved	Inspected	Prepared
 三 21.03.09 村	 山 21.03.09 本	 樽 21.03.09 澤	 渡邊 21.03.09 直弘

GKQM-25